

SOMERSET OPEN STUDIOS 2016

17 SEPTEMBER – 2 OCTOBER

Somerset Art Weeks Education Resources

How to make the most of Somerset Open Studios

Over 200 artists' studios and workspaces open to visitors across the length and breadth of Somerset. The Open Studios event draws Art Weeks back to its roots, focusing on individual artists in their working environment, how they make their work, their inspiration and creative processes.

There are many ways to get involved and discover opportunities for inspiring creativity and learning outside the classroom. The Somerset Art Weeks Education Resources are part of SAW's InspirED offer to Somerset schools, designed to help schools obtain maximum benefit from the event.

Visiting venues during Somerset Art Weeks offers schools the opportunity to:

- Generate enthusiasm and interest in the arts
- Experience high quality arts activities and opportunities for practical workshops
- Demonstrate the range of artists' talent in the county
- Provide insight into artists' work with opportunities to ask the artists questions first-hand
- Raise expectations in the arts and encourage young people to see the arts as a career or leisure choice
- Develop partnerships with local artists

Essential information including:

- A list of Venues welcoming school visits
- Artist workshops with InspirED discounts
- Practical information to assist in the organisation of venue visits, tours, workshops and preparing risk assessments
- Homework and activity sheet templates for students in Key Stages 1 to 5

SAW aims to embed learning throughout all our activities, and develops learning programmes to enable professional artists to work with schools and communities. We currently deliver the following:

- InspirED Somerset Arts Education
- Somerset Art Weeks Learning Programme
- Project delivery in local communities

www.somersetartworks.org.uk/what-we-do/learning

Image: Huish Episcopi Academy, photo: Chris Jelley

SAW
somerset
art works





InspirED Somerset - Enriching Creative Learning for Somerset Children and Young People

InspirED is a consortium of Somerset arts organisations bringing the skills and expertise of arts and media professionals direct to schools, colleges and children's centres across Somerset. Working together as InspirED, **Somerset Art Works**, **Somerset Film**, **SPAEDA** and **Take Art**, are contracted by Somerset County Council Schools Compact to deliver an arts education network. www.inspiredsomerset.org.uk



Somerset Art Works is committed to supporting the development of young people's artistic talent, as well as building relationships between schools and the community. In 2015 SAW worked with 18 artists, delivering 51 school workshops linked to SAW Projects and Somerset Art Weeks, engaging a total of 834 students in schools and colleges across the county.

'Thank you for a truly amazing three days. I loved seeing the kids so engaged with something new and exciting.' Ansford Academy

For details on how your school can get involved with SAW's InspirED offers see somersetartworks.org.uk/what-we-do/learning/ or contact Beccy Swaine: beccy.swaine@somersetartworks.org.uk 01458 253800

During Somerset Open Studios 2016 artist and writer Alice Maddicott will be touring the county with a pop up literal open studio – a space for the public and artists alike to create site-specific work inspired by the places that influence artists across Somerset. Alice is working with a number of school groups to gather materials and create art and writing in situ inspired by each location. More information about the project and the evolving itinerary can be found on the Momentum blog <http://saw15momentum.wordpress.com>




Somerset Art Works can offer InspirED schools **discounted workshops** during Somerset Open Studios

SAW has five discount vouchers available, each offering a £60 discount on the workshops listed below.

How to claim your voucher:

- Contact Beccy Swaine to check vouchers are still available, limited number so book early beccy.swaine@somersetartworks.org.uk
- Contact the artist to arrange a workshop for your school
- SAW will pay the first £60 of workshop costs, your school pays the balance

Fiona Campbell Workshops



Fiona Campbell wire workshop artist

Wirework - mini creatures or plant forms

A range of wirework skills will be explored and various found, reclaimed and coloured wires, beads, buttons and bottle tops will be used to make a 2d or 3D creature or plant sculpture.

Fiona Campbell is a sculptor and experienced workshop leader based in Somerset. Her work is predominantly sculptural pieces in mixed media including steel, copper, wire, found and recycled materials and reflects an interest in relationships within the natural world.

Venue: 84, West Cranmore, Nr Shepton Mallet BA4 4RH

Suitable from age 6+ through to 16+
Max number: 15

Cost: £6 per person for a half day
Contact: 01749 880394 / 07515537224
Email: fionacampbell-art@sky.com
Website: fionacampbellart.co.uk

Deborah Westmancoat Workshops

Gallery Box Workshop

Make your own 'White Space gallery' and create sculptures and installation to fill it with. Completed galleries will be dramatically lit by students. 2 hours with optional drawing workshop afterwards in response to the finished Gallery Box.

Simple Embossed Metal Plaque Workshop

Work into soft metal sheet with simple tools to create a highly decorative plaque which can be either wall hung or mounted on card. 1-2 hours.

Wish You Were Here Workshop

Paint watercolour postcards of scenes along the River Tone, walking down the tow path from The Brewhouse. 2 hours, negotiable.

Venue: 190, The Brewhouse, Taunton TA1 1JL

Adapted for all ages & abilities, including SEN.
Costs: approx £250 full day/ £150 half day depending on workshop
Contact: 07974 649794 / 01823 337549
Email: deborah@westmancoat.com
Website: www.westmancoat.com



Gallery Box Workshop at Fairmead School

How to organise your own Somerset Art Weeks group visit

SAW has worked with InspirED partners SPAEDA to provide useful guidance for Somerset Art Weeks visits. Use the Somerset Art Weeks Guide or [SAW website](#) to identify an artist or venue you would like to visit. Refer to the list of 'School Friendly' venues listed in this pack.

- > Check the location and opening times are suitable
- > Phone and speak to the artist or venue contact
- > Check they can accommodate a school group, give approximate numbers and ages of pupils
- > Check their venue is accessible by minibus or small coach, and where the transport can be parked during the visit.
- > Check facilities including access, eating, toilets etc
- > Consider using the activity sheets in this resource pack as part of your visit
- > Discuss whether they can give a short talk, demonstration or a practical workshop
- > Discuss linking to a current topic or theme, or exploring a particular technique
- > Confirm any artist fees if applicable, in most cases this will apply to practical workshops only – don't forget to include any costs of materials
- > Check they are happy for photographs to be taken of their work, or if there is a restriction on any materials being used in the venue
- > Check for the artist's previous experience, other work they have done with school groups, ask for examples or references
- > Involve as many staff members on the visit as you can, as this gives the opportunity to share skills and knowledge back at school
- > Plan a further visit or meeting with the artist or organise a telephone planning session – good communication is vital to achieve an effective partnership and successful visit.

Risk Assessment

Artists participating in Art Weeks will have public liability insurance and will have completed a risk assessment for the public visiting their venue – check this is in place.

Their risk assessment may need to be adapted for a larger group and an additional risk assessment will need to be completed for a practical workshop.

You may need to think about:

- trip hazards and uneven floors
- sharp and heavy artist's tools
- paint and other materials
- mobile heaters or electrical equipment
- first aid

Planning a SAW visit checklist

Have you:

- ☐ Booked a date and time for the visit with the artist/venue
- ☐ Confirmed via email or letter to make sure you have a written record of all discussed
- ☐ Booked transport for the date
- ☐ Confirmed staff support on the day
- ☐ Completed additional risk assessment or safeguarding measures
- ☐ Prepared sketching materials and activity sheets for the group



inspired

The following venues welcome pre-arranged visits from schools and some offer workshops. Please refer to advice pages in this pack.

Illustrations by
Amy Angold, Studio Boo

| Title | Venue | Nearest Town | Postcode |
|--|-------|--------------------|----------|
| South Somerset | | | |
| Jo Jo Neon Somerset Creative | 2 | South Brewham | BA10 0LA |
| Shave Farm | 4 | Bruton | BA10 0LG |
| Thea Dupays | 5 | Bruton | BA10 0HF |
| Richard Pomeroy | 6 | Bruton | BA10 0EN |
| Kings School Bruton | 8 | Bruton | BA10 0ED |
| Bruton Arts Factory | 10 | Bruton | BA10 0EH |
| Laura Burke | 12 | Castle Cary | BA7 7HZ |
| Paul Newman | 13 | Castle Cary | BA7 7AW |
| Judy Hall and Sue Williams | 14 | Castle Cary | BA7 7AD |
| Glenda and Marcus Colquhoun | 15 | Castle Cary | BA7 7AL |
| Cockhill Studios | 17 | Castle Cary | BA7 7NZ |
| Applewood Studios | 19 | Keinton Mandeville | TA11 6ED |
| Susan M Wallis | 20 | Somerton | TA11 6NS |
| Louise Cottey | 22 | Somerton | TA11 7LX |
| Nick Durnan | 27 | Nr Langport | TA10 0JZ |
| Dave Appleby | 28 | Long Sutton | TA10 9JW |
| Sally Kent | 29 | Kingsbury Episcopi | TA12 6AT |
| Hurst Barton Studios | 31 | Martock | TA12 6JU |
| Kate Chidley, Michael Burton | 36 | West Coker | BA22 9BJ |
| Two for Joy at Flaxdrayton Farm | 37 | South Petherton | TA13 5LR |
| David Brown | 38 | Merriott | TA16 5PR |
| Jenny Mellings | 40 | Crewkerne | TA18 7AG |
| Eggwood Farm | 42 | Merriott | TA16 5QW |
| The Mangle House | 44 | Lopen | TA13 5JX |
| Ange Hart | 50 | Nr Taunton | TA3 6QN |
| Rosie Darrah | 52 | Taunton | TA3 6QL |
| Glass by Fabrizia Bazzo | 54 | Ilminster | TA19 9EF |
| Liz Sparkes | 55 | Ilminster | TA19 9PS |
| Jackdaw Studio | 62 | Chard | TA20 3EN |
| Alice Crane | 63 | Chard | TA20 3EP |
| Ian Edwards Studios | 67 | Chard | TA20 2BB |
| J Payne | 68 | Chard | TA20 4HQ |
| Mendip | | | |
| Yuri Leitch | 70 | Beckington | BA11 6SW |
| Gare Hill Road Pottery | 71 | Frome | BA11 5EX |
| Studio Exhibition and Sculpture Garden | 75 | Nr. Frome | BA11 2QT |
| Val George, Andrew Scott-George | 79 | Coleford | BA3 5LN |
| Christine Ann Richards | 81 | Wanstrow | BA4 4TE |
| Fiona Campbell and Nick Weaver | 84 | Shepton Mallet | BA4 4RH |
| Bronwen Bradshaw, Pennie Elfick, Tony Martin | 88 | Butleigh | BA6 8TL |
| Peter Lawrence, Lis Lawrence, Lavinia Cellan-Jones | 93 | Pilton | BA4 4BG |
| Paul Branson, John Fleming, Pam Martin | 98 | Glastonbury | BA6 9FT |
| Somerset Crafts Gallery | 102 | Westhay | BA6 9TT |

| Title | Venue | Nearest Town | Postcode |
|--|-------|-------------------|----------|
| Mendip (Continued) | | | |
| Jo Binns | 103 | Wells | BA5 1RZ |
| The Old School Studio Godney | 106 | Wells | BA5 1RY |
| Pizzey | 108 | Wookey | BA5 1NN |
| Orchard Vale Trust | 109 | Wookey | BA5 1AR |
| Somerset Guild of Craftsmen John Candler | 110 | Wells | BA5 2DJ |
| Heritage Courtyard Studios | 113 | Wells | BA5 2RR |
| Philippa Threlfall | 114 | Wells | BA5 2US |
| 50a | 117 | Wells | BA5 2BW |
| Belinda Brownlee | 122 | Wells | BA5 3BG |
| Julia Davie | 123 | Priddy | BA5 3DA |
| Chris Holden | 124 | Blagdon | BS40 7TG |
| Sedgemoor | | | |
| Sense of Place Art on the Edge | 126 | Brean | TA8 2RS |
| Anne Carpenter | 127 | Shipham | BS25 1TX |
| Andrea Oke, Sandra James, Margaret Micklewright | 128 | Cross | BS26 2EH |
| The Old Piggery Studio | 131 | Burnham-on-Sea | TA8 2DF |
| George Foweraker | 132 | Burnham on Sea | TA8 2DT |
| Cora Stock | 133 | Burnham-on-Sea | TA8 2AQ |
| Eric Petrie | 134 | Burnham on Sea | TA8 1LW |
| Garden Studio Linda Gee | 136 | Burnham on Sea | TA8 1LT |
| The Cottage Studio Tom Jacobs | 138 | Combswich | TA5 2QR |
| Teresa Davis | 139 | Bridgwater | TA5 2AD |
| Pauline Lerry | 140 | North Petherton | TA6 6QA |
| Castlebrook House Studio | 150 | Compton Dundon | TA11 6PR |
| Steve Burden | 151 | Wedmore | BS28 4TP |
| West Somerset | | | |
| Lanacre Barn Gallery | 152 | Withypool | TA24 7SD |
| Contains Art | 161 | Watchet | TA23 0AQ |
| Jenny Barron | 163 | Watchet | TA23 0HP |
| Barry Hibbert | 170 | Stogumber | TA4 3SZ |
| Joyce Rowsell | 173 | Taunton | TA4 1NW |
| Siddy Langley Glass | 174 | Cullompton | EX15 2JW |
| Tess Armitage | 176 | Huish Champflower | TA4 2EL |
| Colin Harrow | 178 | Dulverton | TA22 9ND |
| Taunton Deane | | | |
| Gerald Moore | 181 | Stoke St Gregory | TA3 6EY |
| Don Bishop Photography | 182 | Stoke St Gregory | TA3 6HY |
| Olivia Sanders | 183 | Stoke St Gregory | TA3 6JA |
| Hestercombe Gallery Artist Stephen Smith | 186 | Cheddon Fitzpaine | TA2 8LG |
| Camilla Clark | 188 | West Monkton | TA2 8NW |
| Chris Webb | 189 | Taunton | TA1 3AH |
| Louise Baker, Michael Fairfax, Deborah Westmancoat | 190 | Taunton | TA1 1JL |
| Sue, Stephanie, Jeremy Crockett | 196 | Taunton | TA3 7AT |
| Close Ltd | 197 | Hatch Beauchamp | TA3 6AE |
| John Abraham | 199 | Bradford-on-Tone | TA4 1EU |
| Calfpen Gallery | 200 | Wellington | TA21 9NN |
| A-Z | 201 | Wellington | TA21 8RA |
| Three at the Old School | 205 | Milverton | TA4 1JN |
| Caroline Mcmillan Davey | 206 | Wellington | TA210QY |
| Tilly Willis Studio | 207 | Wiveliscombe | TA4 2AN |
| Jane Mowat | 208 | Waterrow | TA4 2AT |
| Alexandra Lavizzari | 209 | Wiveliscombe | TA4 2JY |



ArtNET - CPD weaving workshop for teachers

The Activity Sheets

SAW has worked with InspirED partners SPAEDA to develop activity sheets, which can be used by students as a homework activity, part of a school visit to a venue or within the classroom. These can be printed as required and downloaded from <http://somerseartworks.org.uk/what-we-do/learning/> We can also offer advice by phone or email, contact Beccy Swaine on 01458 253800 inspired@somerseartworks.org.uk

Somerset Open Studios Guide Request Form

To request copies of the full colour Art Weeks Guide please email info@somerseartworks.org.uk or copy the reply slip below and post to the SAW office. Alternatively download the Guide pdf and view the online map at www.somerseartworks.org.uk

Teacher/Contact Name :

School Name:.....

Delivery Address:.....

.....

Postcode:..... Email:.....

Any feedback on the Education Pack?

.....

.....

Please return to SAW, The Town Hall, Bow Street, Langport, TA10 9PR
info@somerseartworks.org.uk

Primary KS1 - KS2

Activity Sheet

Visiting a Somerset Art Weeks Venue

How to find a venue

Pick up a Guide from art venues, libraries or Tourist Information Centres in Somerset

Look at the [SAW website](#)

Contact the SAW office on 01458 253800
info@somersetartworks.org.uk
to request a guide.

What to take with you

- Some plain paper with a clipboard or a sketchbook
- a pencil
- a rubber
- colouring pencils or crayons
- a camera if you have one

Questions

What is the number of the venue you have chosen?.....

What artforms are at the venue? (hint: look in the guide, near to the venue number)

- | | | | | |
|---------------------------------------|--------------------------------------|--------------------------------------|------------------------------------|--|
| <input type="checkbox"/> painting | <input type="checkbox"/> printmaking | <input type="checkbox"/> drawing | <input type="checkbox"/> sculpture | <input type="checkbox"/> ceramics or pottery |
| <input type="checkbox"/> glass | <input type="checkbox"/> textiles | <input type="checkbox"/> photography | <input type="checkbox"/> film | <input type="checkbox"/> mixed media |
| <input type="checkbox"/> stonecarving | <input type="checkbox"/> willow | <input type="checkbox"/> wood | <input type="checkbox"/> jewellery | |

something else? Write it here.....

Who are the artists at the venue?

.....

When you walked into the room what is the first thing you noticed?

.....

.....

Look closely, what materials and tools do you think the artist has used?

.....

.....

Which piece of art work do you like most and why?

.....



Draw it in your sketchbook or on plain paper
Take a photo of it if you have a camera with you

How does this piece of art work make you feel?
.....
.....

If you don't like a piece of art work can you say why?
.....
.....

Artists often use things they have seen or thought about to give them ideas for their art work.
These ideas are called themes or starting points

What theme do you think this artist is using – what do you think the artwork is about?
(hint: look in the guide or ask the artist if you're not sure)
.....

Ask the artist a question about their work or what it is like to be an artist
What question did you ask?.....
.....
.....

What did they say?.....
.....
.....

Draw or photograph anything else you find interesting in the venue

Back at home or school:

Share your thoughts and ideas about the visit with your class, at assembly, with your family and friends, show them your drawings and photographs or make a class art weeks guide book featuring the artists you visited.

Create some artwork in the same style as the artist you went to visit



Secondary KS3 - KS5

Sketchbook based activity

Visiting a Somerset Art Weeks Venue

How to find a venue

Pick up a Guide from art venues, libraries or Tourist Information Centres in Somerset

Look at the [SAW website](#)

Contact the SAW office on 01458 253800
info@somersetartworks.org.uk
to request a guide.

What to take with you

- a sketchbook for drawing and recording your ideas (plain paper)
- a pencil and other sketching/writing materials
- a camera if you have one

How to complete the activity

Use your sketchbook to jot down answers to the questions below – write and draw your ideas. Remember in a sketchbook there may not be a right or wrong answer it's your ideas and thought processes that count!

If you take photographs, add them to your sketchbook later along with any postcards, leaflets or interpretation notes from your visit. Add as many sketches or notes as you like, use the questions below as a starting point but feel free to add other thoughts and ideas as they occur to you.

Questions

Which Venue did you visit?

Who are the artists?

Describe the type of art work at this venue – think about both the artform and the way it is displayed – are any elements site specific ?

What is your first impression of the work on show? What stands out straight away and why?

Artists use different materials and techniques to create different effects, sometimes you will recognise familiar shapes and forms but in some pieces of work you see only marks, colours, light etc.

What skills and techniques does the artist display in his/her work?

Look closely, what materials and tools do you think the artist has used?

Why do you think they have used these and what effect do they have?

Are there any particular themes that you have noticed?

Which piece of art work do you like most and why?
If you don't like the art work describe why?



Has the artist written anything about their work? If so, how does this compare to your interpretation of their work?

If you have visited any other venues how does the art work compare?

Ask the artist some questions about their work. E.g. Why and how did they become an artist? What do they enjoy about being an artist? What inspires them? What's the worst thing about being an artist?


Draw or photograph things you find interesting – not just the artwork, consider the whole environment of the venue.

After the visit

Create a short presentation about your visit

Share your thoughts about:

- the artform, themes and techniques of the artist
- the studio or gallery where the work was exhibited
- the impact the visit has had on your own artistic thinking– did you get any ideas from the visit for your artwork, could you see yourself working as an artist ? Has it made you consider visiting more art venues ?



inspired

LYTES CARY MANOR HOUSE EXHIBITION

HERBARIUM

1ST JULY – 30TH SEPTEMBER 2016

HOSTED BY THE NATIONAL TRUST WORKING IN PARTNERSHIP
WITH SOMERSET ART WORKS

'A Herbarium - a collection of preserved plant specimens. These specimens may be whole plants or plant parts: these will usually be in a dried form mounted on a sheet but, depending upon the material, may also be kept in alcohol or another preservative.'


COLOUR ME...





asafoetida

star anise



cloves



coriander

mustard

